

## Datasheet - EF103.1



Command and signalling devices / Contact and light terminal blocks (EF/EL) System / contact elements / contact element EF - (N)

- Screw connection
- Mounting flange position 1
- 11-12; 23-24 (Contact labelling)



(Minor differences between the printed image and the original product may exist!)

### Ordering details

Product type description	EF103.1
Article number	101006547
EAN code	4250116201273

### Approval

Approval



### Global Properties

Product name	Kontaktelement EF
Standards	IEC/EN 60947-1, EN 60947-5-1
Compliance with the Directives (Y/N)	Yes
Contact labelling	11-12; 23-24
Materials	
- Material of the housings	Plastic, glass-fibre reinforced thermoplastic, self-extinguishing
- Material of the contacts	Silver
Weight	20 g

### Mechanical data

Connection type	Screw connection
notice	All indications about the cable section are including the conductor ferrules.
Cable section	
- Min. Cable section	0,5 mm <sup>2</sup> , rigid 0,5 mm <sup>2</sup> , flexible
- Max. Cable section	2.5 mm <sup>2</sup> , rigid 1.5 mm <sup>2</sup> , flexible
Assembly	pluggable
Mounting flange position	1
Mechanical life / contact element	10.000.000 operations
Switching frequency	1200 /h
restistance to shock	110 g / 4 ms
resistant to vibration	> 20 g / 10 ... 200 Hz
Bounce duration (100 mm/s)	< 5 ms
positive break travel	2 mm
Contact opening	3 mm Normally open contact (NO) 1 mm Opener (NC)

### Ambient conditions

---

Ambient temperature	
- Min. environmental temperature	-25 °C
- Max. environmental temperature	+80 °C
Protection class	
- Protection class-Terminals	IP20
- Protection class switching compartments	IP40

### Electrical data

---

Design of control element	Opener (NC), Normally open contact (NO)
Switching principle	Slow action
Number of shutters	1 piece
Number of openers	1 piece
Rated insulation voltage U <sub>i</sub>	400 V
Thermal test current I <sub>the</sub>	10 A
Utilisation category	AC-15: 230 V / 8 A DC-13: 24 V / 5 A
Max. fuse rating	10 A gG D-fuse slow blow
Test voltage (enclosed)	2500 VAC
Suitable for low-voltages	≥ 5 V, 3.2 mA

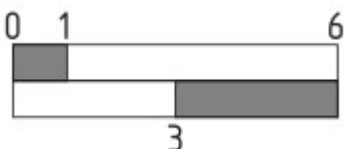
### Dimensions

---






Dimensions	
- Width	10 mm
- Length	46 mm
- Depth	60 mm

### Switch travel diagram

---

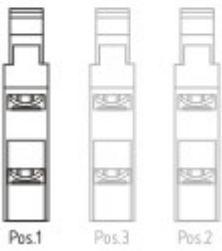



Notes Switch travel diagram

-  Contact closed
-  Contact open
-  Setting range
-  Break point
-  Positive opening sequence/- angle
- VS** adjustable range of NO contact
- VÖ** adjustable range of NC contact
- N** after travel

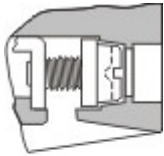
Images

---



Application

---



Operating principle

---

K.A. Schmersal GmbH, Möddinghofe 30, D-42279 Wuppertal

The data and values have been checked thoroughly. Technical modifications and errors excepted.

Generiert am 01.11.2012 - 16:26:08h Kasbase 2.2.2 DBII

