

Datasheet - EF 303F.2

Emergency-Stop button / contact element / contact element EF



- Flat plug-in connector
- Mounting flange position 2
- 43-44; 31-32 (Contact labelling)

(Minor differences between the printed image and the original product may exist!)

Ordering details

Product type description	EF 303F.2
Article number	EF 303F.2
EAN code	

Approval

Approval



Global Properties

Product name	Kontaktelement EF
Standards	IEC/EN 60947-5-5, EN 418
Compliance with the Directives (Y/N)	Yes
Power switch	Push/selection button, Emergency-Stop button
Contact labelling	43-44; 31-32
Materials	
- Material of the housings	Plastic, glass-fibre reinforced thermoplastic, self-extinguishing
- Material of the contacts	Silver
Weight	

Mechanical data

Connection type	Flat plug-in connector
-----------------	------------------------

Assembly	pluggable
Mounting flange position	2
Mechanical life / contact element	10.000.000 operations
Switching frequency	600 /h
restistance to shock	110 g / 4 ms
Bounce duration (100 mm/s)	< 5 ms
Contact opening	> 2 x 1.25 mm

Ambient conditions

Protection class	IP40
------------------	------

Electrical data

Design of control element	Normally open contact (NO), Opener (NC)
Switching principle	Slow action
Number of shutters	1 piece
Number of openers	1 piece
Number of changers	
Rated insulation voltage U_i	400 V
Thermal test current I_{the}	10 A
Utilisation category	AC-15: 230 V / 8 A DC-13: 24 V / 5 A
Max. fuse rating	10 A gG D-fuse slow blow






notice

In order to avoid repeating of the same terminal designations in wiring diagrams, contact blocks with the same contact configuration are available with different terminal designations.

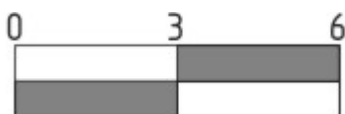
Diagram







Note Diagram

-  positive break NC contact
-  active
-  no active
-  Normally-open contact
-  Normally-closed contact

Switch travel diagram




Notes Switch travel diagram

-  Contact closed
-  Contact open
-  Setting range
-  Break point

- Ⓟ Positive opening sequence/- angle
- VS** adjustable range of NO contact
- VÖ** adjustable range of NC contact
- N** after travel

Images



Assembly example

K.A. Schmersal GmbH, Möddinghofe 30, D-42279 Wuppertal
The data and values have been checked thoroughly. Technical modifications and errors excepted.
Generiert am 01.11.2012 - 16:42:37h Kasbase 2.2.2 DBII

